



**Key Indicator - 2.6 Student Performance and Learning Outcomes**

**2.6.1 The institution has stated learning outcomes (programme and course outcome)/graduate attributes which are integrated into the assessment process and widely publicized through the website and other documents and the attainment of the same are evaluated by the institution**

**CO, PO Attainment**

<b>CO, PO Attainment</b>	
<b>Procedure for Attainment of Outcomes Published in College Website</b>	<a href="#"><u>CLICK HERE</u></a>
<b>Evaluation of Attainment</b>	<a href="#"><u>CLICK HERE</u></a>
<b>CO and PO Attainment Analysis</b>	<a href="#"><u>2023 - 2024</u></a>
	<a href="#"><u>2022 - 2023</u></a>
	<a href="#"><u>2021 - 2022</u></a>
	<a href="#"><u>2020 - 2021</u></a>



## **Attainment of Programme Outcomes and Course Outcomes Evaluated by The Institution**

The primary goal of our institution is to ensure that students acquire the necessary knowledge, skills, and competencies to thrive in their chosen courses. Course Outcomes (CO) are specific, measurable statements that describe what students should be able to do by the end of a selected courses. The attainment of programme outcomes and course outcomes by the institution is incorporated among different disciplines based on the Bloom's Taxonomy which follows Six levels of assessment like Remembering, Understanding, Applying, Analysing, Evaluating and Creating.

### **Procedure for CO ATTAINMENT:**

Maximum Marks for each course is 100%. The Course attainment is calculated based on threshold value. The threshold value (target) is fixed for each course and is 40% for UG and 50% for PG.

Average pass percentage of each course is calculated and CO attainment Level is identified based on Three Scale Rubrics.

Level 1: Less than 50% of the students have attained the COs of a particular course

Level 2: 50% to 75% of the students have attained the COs of a particular course

Level 3: More than 75% of the students have attained the COs of a particular course

### **CO-PO Mapping:**

Each course outcome will be mapped with the related Programme Outcomes using Course Articulation Matrix.

**CRITERION II****CO, PO ATTAINMENT****Procedure for PO ATTAINMENT:**

Programme attainment is calculated based on the formula:

$$\text{PO Attainment} = ((\text{Average of COs of PO}) / 3) * \text{CO Attainment Level}$$

**PO Attainment Rubrics:**

PO Attainment Range	Level	Attainment Status
0 to 1	Poor	Not Attained
1.1 to 2	Good	Attained
2.1 to 3	Excellent	Attained

Average Programme Outcome of each Programme Outcome is calculated and PO attainment Level is identified based on Three scale Rubrics and attainment status of each Programme Outcome is identified with Attainment Range.

Final PO Attainment for each Programme is the average of average values of all Programme Outcomes and is found based on Three scale rubrics.

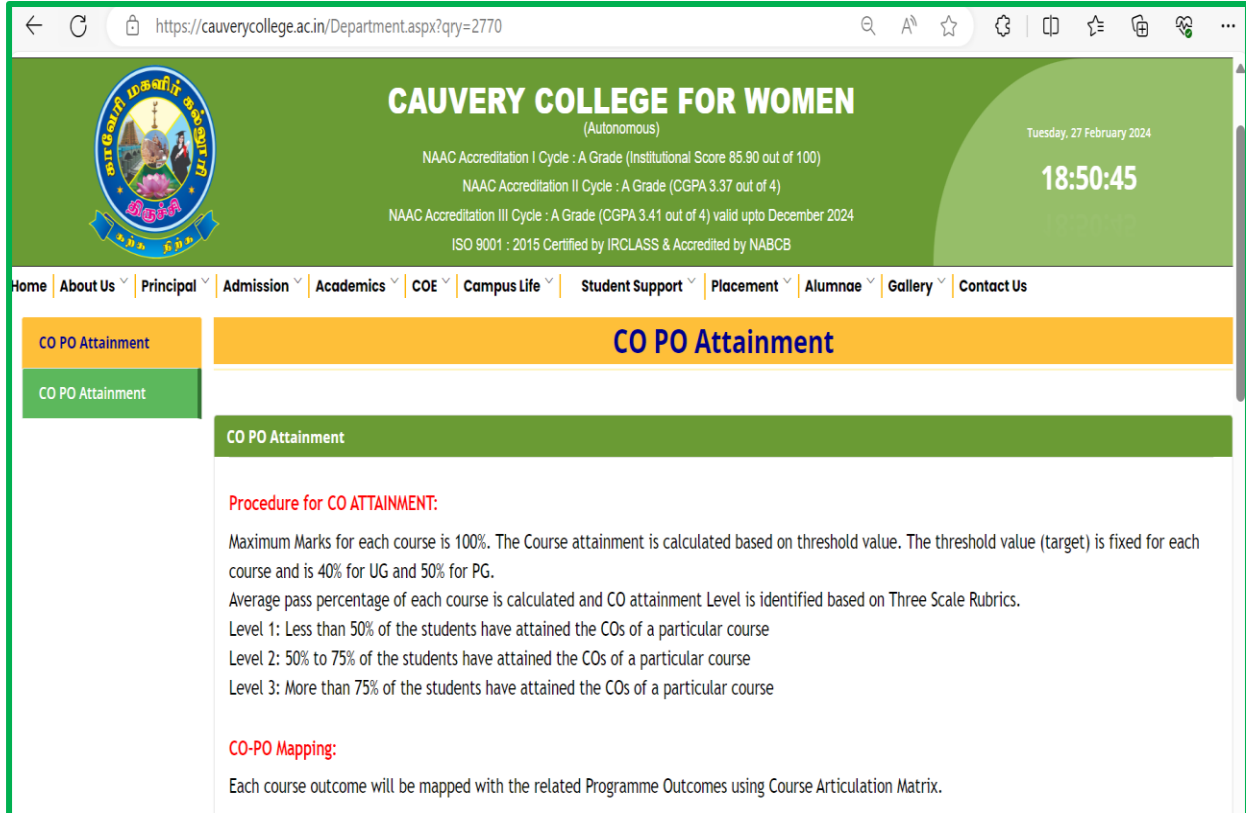
Attainment Level of Programme Outcome for all Under Graduate and Post Graduate Programmes is Consolidated.



CRITERION II

CO, PO ATTAINMENT

Evaluation Procedure for Attainment of Outcomes Published in College Website ( <https://cauverycollege.ac.in/Department.aspx?qry=2770>)



CAUVERY COLLEGE FOR WOMEN (Autonomous)

NAAC Accreditation I Cycle : A Grade (Institutional Score 85.90 out of 100)  
 NAAC Accreditation II Cycle : A Grade (CGPA 3.37 out of 4)  
 NAAC Accreditation III Cycle : A Grade (CGPA 3.41 out of 4) valid upto December 2024  
 ISO 9001 : 2015 Certified by IRCLASS & Accredited by NABCB

Home | About Us | Principal | Admission | Academics | COE | Campus Life | Student Support | Placement | Alumnae | Gallery | Contact Us

**CO PO Attainment**

**CO PO Attainment**

**CO PO Attainment**

**Procedure for CO ATTAINMENT:**

Maximum Marks for each course is 100%. The Course attainment is calculated based on threshold value. The threshold value (target) is fixed for each course and is 40% for UG and 50% for PG.  
 Average pass percentage of each course is calculated and CO attainment Level is identified based on Three Scale Rubrics.  
 Level 1: Less than 50% of the students have attained the COs of a particular course  
 Level 2: 50% to 75% of the students have attained the COs of a particular course  
 Level 3: More than 75% of the students have attained the COs of a particular course

**CO-PO Mapping:**

Each course outcome will be mapped with the related Programme Outcomes using Course Articulation Matrix.

**Procedure for PO ATTAINMENT:**

Programme attainment is calculated based on the formula:  
 $PO \text{ Attainment} = ((\text{Average of COs of PO})/3) * CO \text{ Attainment Level}$   
 PO Attainment Rubrics:

PO Attainment Range	Level	Attainment Status
0 to 1	Poor	Not Attained
1.1 to 2	Good	Attained
2.1 to 3	Excellent	Attained

Average Programme Outcome of each Programme Outcome is calculated and PO attainment Level is identified based on Three scale Rubrics and attainment status of each Programme Outcome is identified with Attainment Range.  
 Final PO Attainment for each Programme is the average of average values of all Programme Outcomes and is found based on Three scale rubrics.  
 Attainment Level of Programme Outcome for all Under Graduate and Post Graduate Programmes is Consolidated.



Evaluation of Attainment

Attainment of CO, PO Model for UG - Arts

CAUVERY COLLEGE FOR WOMEN (AUTONOMOUS) - TRICHY - 18. OFFICE OF THE CONTROLLER OF THE EXAMINATIONS

B.A. ENGLISH Programme - Batch 2021-2024 CO, PO Attainment for all Courses

Interpretation 1: CO ATTAINMENT

- Level 3: More than 75% of the students have attained the COs of a particular course
Level 2: 50% to 75% of the students have attained the COs of a particular course
Level 1: Less than 50% of the students have attained the COs of a particular course

Interpretation 2: PO ATTAINMENT

PO Attainment = ((Average of COs of PO)/3) \* CO Attainment Level

Final PO Attainment for B.A. ENGLISH

Table with 6 columns: COURSES, PO1, PO2, PO3, PO4, PO5. Lists 14 courses and their respective PO attainment scores.

Summary table with 6 columns: COURSES, PO1, PO2, PO3, PO4, PO5. Includes average scores for PO1 (2.77), PO2 (2.87), PO3 (2.75), PO4 (2.69), and PO5 (2.86).

Interpretation 3:

PO Attainment Rubrics

Table mapping PO Attainment Range (0-1, 1.1-2, 2.1-3) to Level (Poor, Good, Excellent) and Attainment Status (Not Attained, Attained).

Table mapping PO Number (PO1-PO5) to PO Attainment, Attainment Level (Excellent), and Attainment Status (Attained).

Conclusion:

- CO Attainment indicator: All the 22 courses have attained CO benchmark of 50%
PO Attainment indicator: All five POs of B.A. English of 2021-2024 Batch have been attained.

Signature and stamp of the Principal, Cauvery College for Women (Autonomous), Annamalai Nagar, Tiruchirappalli - 620 018, Tamil Nadu.



Signature and stamp of the Controller of Examinations, Cauvery College for Women (Autonomous), Annamalai Nagar, Tiruchirappalli.





Attainment of CO, PO Model for UG - Science

**CAUVERY COLLEGE FOR WOMEN (AUTONOMOUS) - TRICHY - 18**  
**OFFICE OF THE CONTROLLER OF THE EXAMINATIONS**  
**B.Sc. Nutrition and Dietetics Programme - Batch 2021-2024**  
**CO, PO Attainment for all Courses**

**Interpretation 1: CO ATTAINMENT**

- Level 3 : More than 75% of the students have attained the COs of a particular course
- Level 2 : 50% to 75% of the students have attained the COs of a particular course
- Level 1 : Less than 50% of the students have attained the COs of a particular course

**Interpretation 2: PO ATTAINMENT**

PO Attainment = ((Average of COs of PO)/3)\*CO Attainment Level

**Final PO Attainment for B.Sc. Nutrition and Dietetics**

COURSES	PO1	PO2	PO3	PO4	PO5
19UND1CC1	3	2	2	2	3
19UND1CC1P	3	2	2	2	3
19UND1AC1	2	2	3	3	2.8
19UND2CC2	3	2	3	2	3
19UND2CC2P	3	2	3	2	3
19UND1AC1P	3	2.4	2.6	2	3
19UND2AC2	3	2	2	2	3
19UND3CC3	3	3	2	2	3
19UND3CC3P	3	3	2.6	2.2	2.2
19UND3AC3	2	2	3	2	3
19UND4CC4	2	2	3	3	2
19UND4CC4P	3	3	2	2	3
19UND3AC2P	2	2	3	2	3
19UND4AC4	2	2	3	2	3
19UND5CC5	3	3	2	2	3
19UND5CC6	2	2	2	3	3

19UND5CC7	3	3	3	2	3
19UND5CC5P	3	3	2.8	2	3
19UND5MBE1A	3	2	3	2.2	3
19UND6CC8	3	3	3	2	3
19UND6CC9	2	2	2	3	3
19UND6CC6P	3	3	3	2	3
19UND6MBE2A	3	3	3	2	3
19UND6MBE3A	3	2	3	2	3
<b>Average</b>	<b>2.71</b>	<b>2.39</b>	<b>2.63</b>	<b>2.18</b>	<b>2.92</b>

**Interpretation 3:**

**PO Attainment Rubrics**

PO Attainment Range	Level	Attainment Status
0 - 1	Poor	Not Attained
1.1 - 2	Good	Attained
2.1 - 3	Excellent	Attained

PO Number	PO Attainment	Attainment Level	Attainment Status
PO1	2.71	Excellent	Attained
PO2	2.39	Excellent	Attained
PO3	2.63	Excellent	Attained
PO4	2.18	Excellent	Attained
PO5	2.92	Excellent	Attained

**Conclusion:**

- CO Attainment indicator : All the 24 courses have attained CO benchmark of 50%
- PO Attainment indicator : All five POs of B.Sc. Nutrition and Dietetics of 2021-2024 Batch have been attained

*V. S. Jayathir*  
Principal  
Cauvery College For Women  
(Autonomous)  
Annamalai Nagar,  
Tiruchirappalli - 620 018,  
Tamilnadu.

*M. Anand*  
24/11/2024  
CONTROLLER OF EXAMINATIONS  
CAUVERY COLLEGE FOR WOMEN  
(AUTONOMOUS)  
ANNAMALAI NAGAR,  
TIRUCHIRAPPALLI - 620 018,  
TAMILNADU.



CRITERION II

CO, PO ATTAINMENT

Attainment of CO, PO Model for PG – Arts

CAUVERY COLLEGE FOR WOMEN (AUTONOMOUS) - TRICHY - 18. OFFICE OF THE CONTROLLER OF THE EXAMINATIONS

MSW ((Medical and Psychiatry Specialization) Programme - Batch 2022-2024 CO, PO Attainment for all Courses

Interpretation 1 : CO ATTAINMENT

- Level 3 : More than 75% of the students have attained the COs of a particular course
Level 2 : 50% to 75% of the students have attained the COs of a particular course
Level 1 : Less than 50% of the students have attained the COs of a particular course

Interpretation 2 : PO/PSO ATTAINMENT

PO/PSO Attainment = ((Average of COs of PO/PSO)/3)\*CO Attainment Level

Final PO/PSO Attainment for MSW (Medical and Psychiatry Specialization)

Table with 11 columns: COURSES, PO1, PO2, PO3, PO4, PO5, PSO1, PSO2, PSO3, PSO4, PSOs. Rows include courses like 22PSW1CC1, 22PSW1CC2, etc.

Table with 11 columns: COURSES, PO1, PO2, PO3, PO4, PO5, PSO1, PSO2, PSO3, PSO4, PSOs. Rows include courses like 22PSW3DSE3A, 22PSW4CC4P, etc.

Interpretation 3:

PO/PSO Attainment Rubrics

Table with 3 columns: PO Attainment Range, Level, Attainment Status. Rows show ranges like 0-1, 1.1-2, 2.1-3 and corresponding levels like Poor, Good, Excellent.

Table with 8 columns: PO Number, PO Attainment, Attainment Level, Attainment Status, PSO Number, PSO Attainment, Attainment Level, Attainment Status. Rows show PO1-PO5 and PSO1-PSO5.

Conclusion:

- CO Attainment indicator : All the 20 courses have attained CO benchmark of 50%
PO Attainment indicator : All five POs of MSW ((Medical and Psychiatry Specialization)of 2022-2024 Batch have been attained
PSO Attainment indicator : All five PSOs of MSW ((Medical and Psychiatry Specialization)of 2022-2024 Batch have been attained

Handwritten signature and date 24.4.24, Principal, Cauvery College for Women (Autonomous), Annamalai Nagar, Tiruchirappalli - 620 018, Tamil Nadu.



Handwritten signature and date 24/4/24, Controller of Examinations, Cauvery College for Women (Autonomous), Annamalai Nagar, Tiruchirappalli - 620 018, Tamil Nadu.





CRITERION II

CO, PO ATTAINMENT

Attainment of CO, PO Model for PG – Science

CAUVERY COLLEGE FOR WOMEN (AUTONOMOUS) - TRICHY - 18
OFFICE OF THE CONTROLLER OF THE EXAMINATIONS
M.Sc. Chemistry Programme - Batch 2022 - 2024
CO, PSO, PO Attainment for all Courses

Interpretation 1: CO ATTAINMENT

- Level 3: More than 75% of the students have attained the COs of a particular course.
Level 2: 50% to 75% of the students have attained the COs of a particular course.
Level 1: Less than 50% of the students have attained the COs of a particular course.

Interpretation 2: PSO/PO ATTAINMENT

PSO/PO Attainment = ((Average of COs of PSO/PO)/3)\*CO Attainment Level

Final PSO/PO Attainment for M.Sc. Chemistry

Table with 11 columns: COURSES, PSO1, PSO2, PSO3, PSO4, PSO5, PO1, PO2, PO3, PO4, PO5. Rows include courses like 22PCH1CC1, 22PCH1CC2, etc.

Table with 11 columns: COURSES, PSO1, PSO2, PSO3, PSO4, PSO5, PO1, PO2, PO3, PO4, PO5. Rows include courses like 22PCH3DSE3A, 22PPH3GEC1, etc.

PSO/PO ATTAINMENT RUBRICS

Table with 3 columns: PSO/PO Attainment Range, Level, Attainment Status. Rows show ranges like 0-1, 1.1-2, 2.1-3 and corresponding levels like Poor, Good, Excellent.

Table with 4 columns: PSO Number, PSO Attainment, Attainment Level, Attainment Status. Rows list PSO1 to PSO5 with their respective attainment levels.

Table with 4 columns: PO Number, PO Attainment, Attainment Level, Attainment Status. Rows list PO1 to PO5 with their respective attainment levels.

CONCLUSION

- 1. CO attainment Indicator: All the 19 courses have attained CO benchmark of 50 %.
2. PSO/PO attainment Indicator: All five PSOs/POs of M.Sc. Chemistry of 2022-2024 batch have been attained.

Signature of Principal, Cauvery College for Women (Autonomous), Annamalai Nagar, Tiruchirappalli - 620 018, Tamil Nadu.



Signature of Controller of Examinations, Cauvery College for Women (Autonomous), Annamalai Nagar, Tiruchirappalli - 620 018, Tamil Nadu.





CRITERION II


CO, PO ATTAINMENT

2023-2024

Attainment Analysis Report for Under Graduate Programmes

Table - 1
Consolidated Attainment Level of Programme Outcome for UG
BATCH (2021 - 2024)

Table with 4 columns: S.No., Programme, PO Attainment, Consolidated Report of Programme Outcome. It lists 16 programmes and their respective attainment scores and reports.



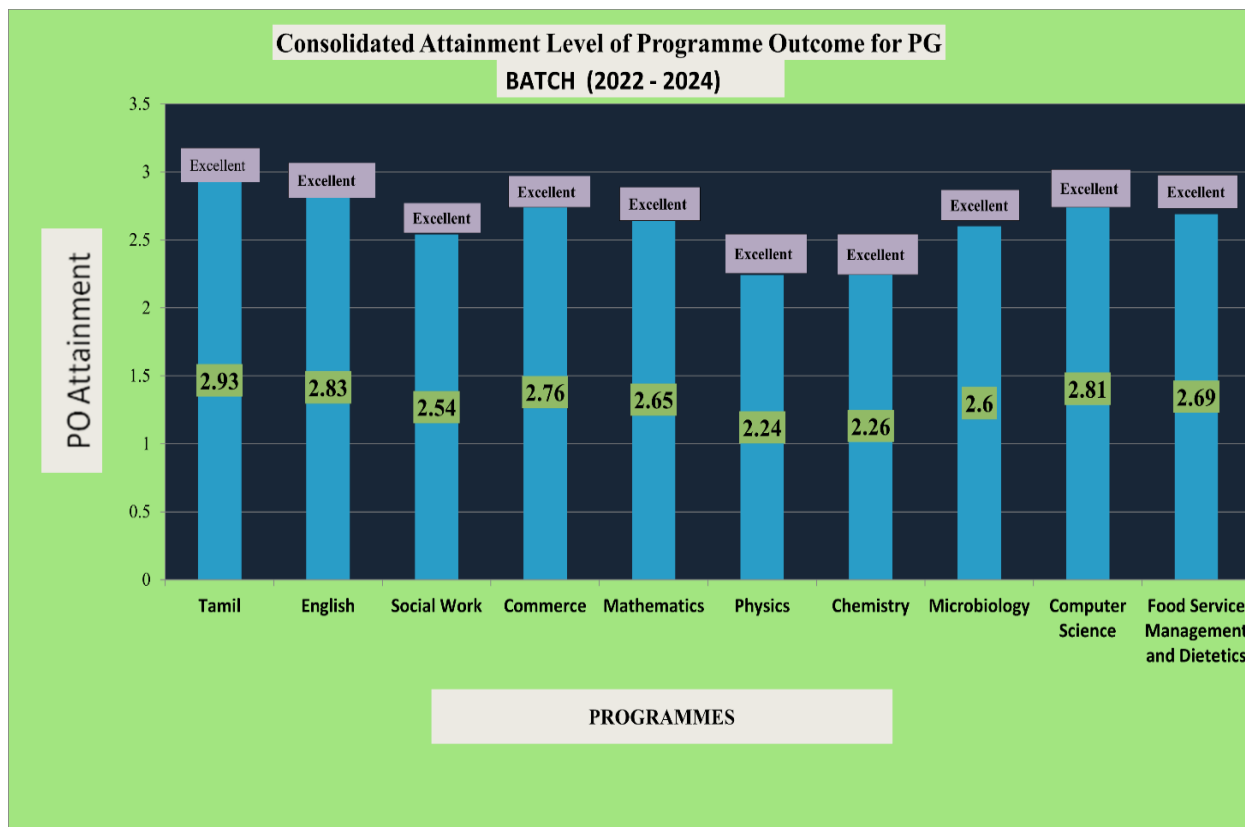


**Attainment Analysis Report for Post Graduate Programmes**

**Table -2**

**Consolidated Attainment Level of Programme Outcome for PG  
BATCH (2022 - 2024)**


S.No.	Programme	PO Attainment	Consolidated Report of Programme Outcome
1	Tamil	2.93	Excellent
2	English	2.83	Excellent
3	Social Work	2.54	Excellent
4	Commerce	2.76	Excellent
5	Mathematics	2.65	Excellent
6	Physics	2.24	Excellent
7	Chemistry	2.26	Excellent
8	Microbiology	2.6	Excellent
9	Computer Science	2.81	Excellent
10	Food Service Management and Dietetics	2.69	Excellent





**Table – 3**  
**Consolidated Attainment**  
**Level of Programme Specific Outcome for PG**  
**BATCH (2022 - 2024)**

S.No.	Programme	PSO Attainment	Consolidated Report of Programme Outcome
1	Tamil	2.92	Excellent
2	English	2.86	Excellent
3	Social Work	2.66	Excellent
4	Commerce	2.77	Excellent
5	Mathematics	2.75	Excellent
6	Physics	2.4	Excellent
7	Chemistry	2.48	Excellent
8	Microbiology	2.6	Excellent
9	Computer Science	2.8	Excellent
10	Food Service Management and Dietetics	2.64	Excellent







CRITERION II

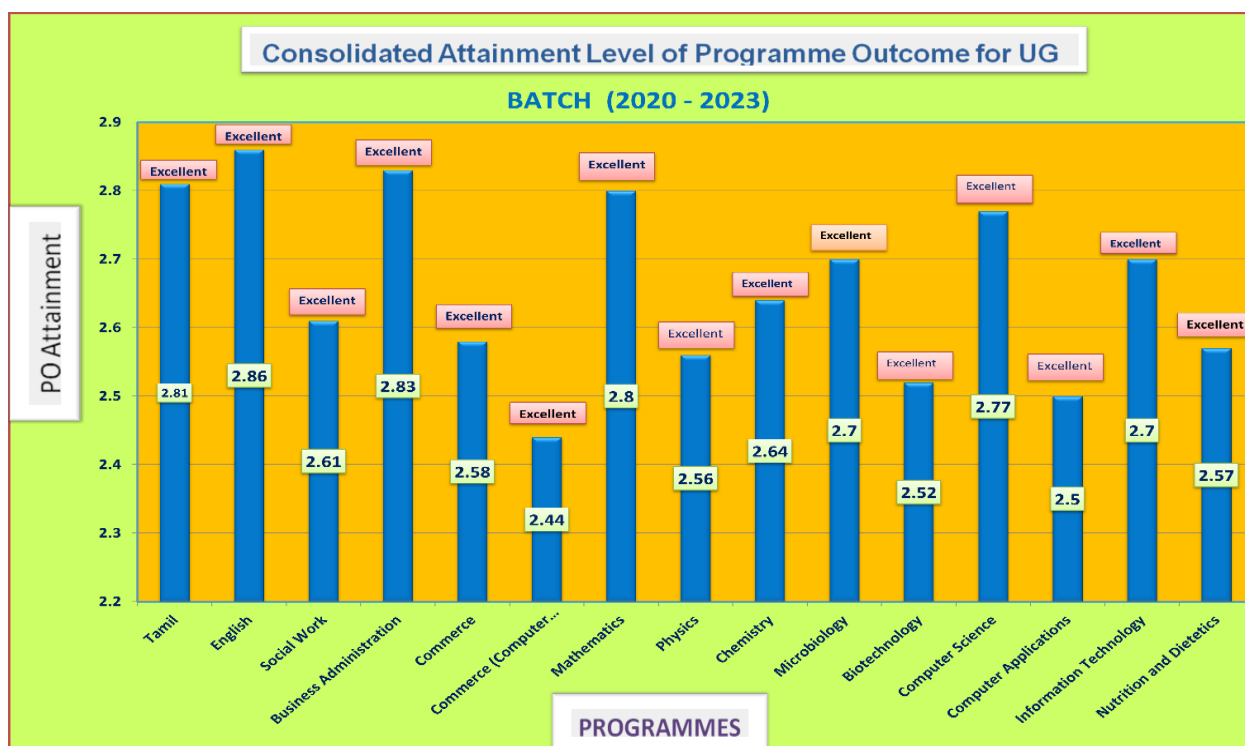
CO, PO ATTAINMENT

2022 - 2023

Attainment Analysis Report for Under Graduate Programmes

Table - 4
Consolidated Attainment Level of Programme Outcome for UG
BATCH (2020 - 2023)

Table with 4 columns: S.No., Programme, PO Attainment, Consolidated Attainment level of Programme Outcome. It lists 15 programmes and their respective attainment scores and overall grades.

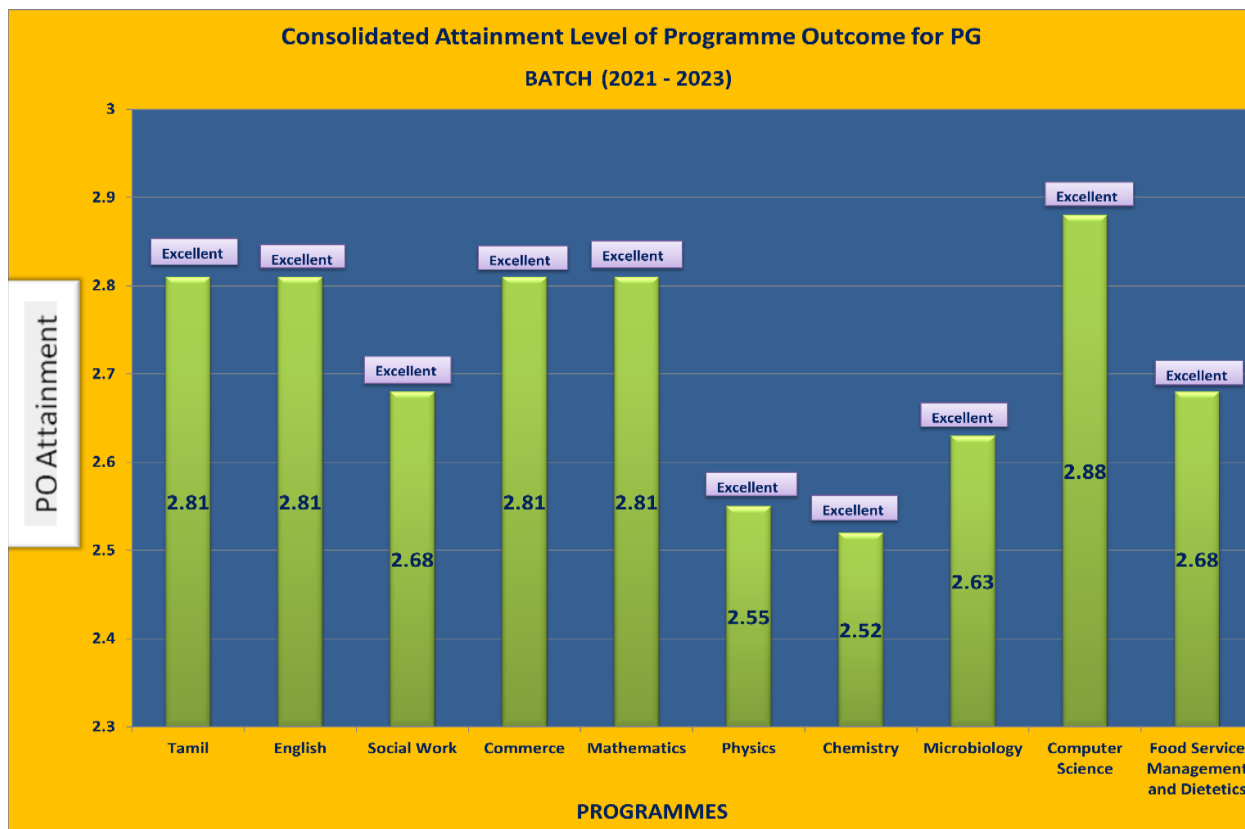




Attainment Analysis Report for Post Graduate Programmes

Table - 5  
Consolidated Attainment Level of Programme Outcome for PG  
BATCH (2021 - 2023)

S.No.	Programme	PO Attainment	Consolidated Attainment level of Programme Outcome
1	Tamil	2.81	Excellent
2	English	2.81	Excellent
3	Social Work	2.68	Excellent
4	Commerce	2.81	Excellent
5	Mathematics	2.81	Excellent
6	Physics	2.55	Excellent
7	Chemistry	2.52	Excellent
8	Microbiology	2.63	Excellent
9	Computer Science	2.88	Excellent
10	Food Service Management and Dietetics	2.68	Excellent



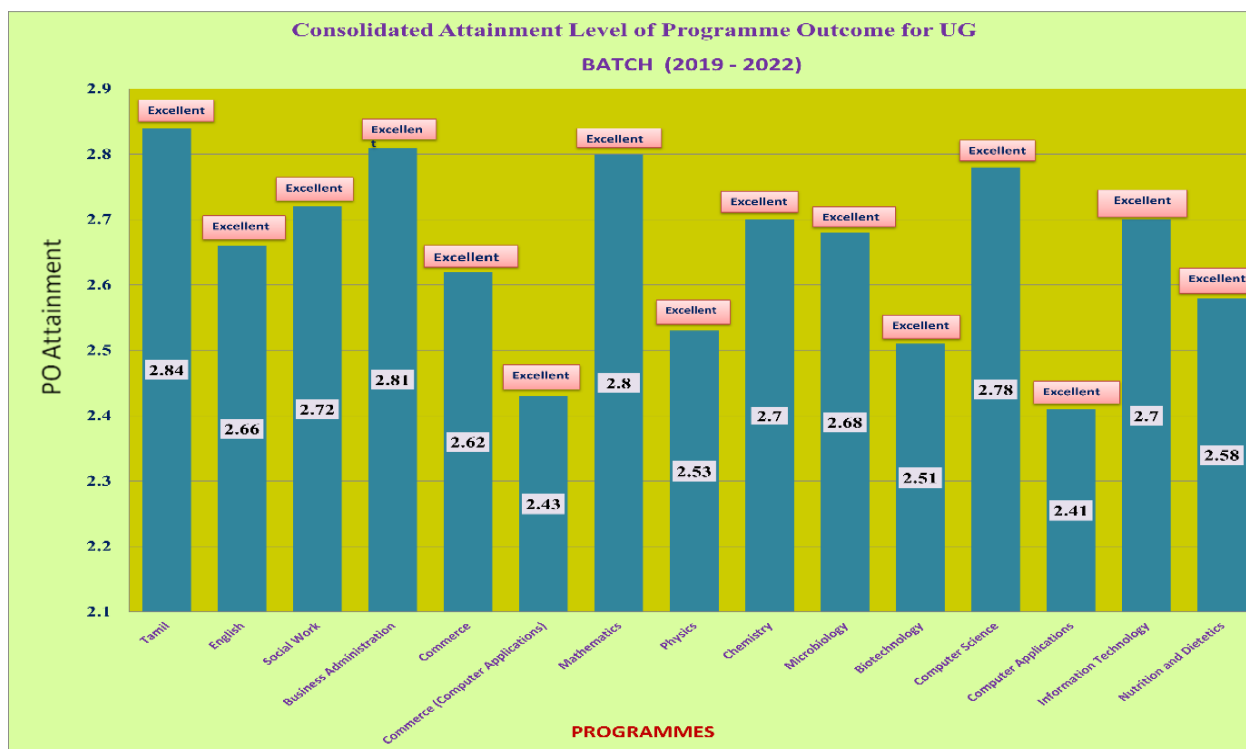


2021- 2022

Attainment Analysis Report for Under Graduate Programmes

Table - 6
Consolidated Attainment Level of Programme Outcome for UG
BATCH (2019 - 2022)

Table with 4 columns: S.No., Programme, PO Attainment, Consolidated Attainment Level of Programme Outcome. Lists 15 programmes with their respective PO attainment scores and 'Excellent' ratings.



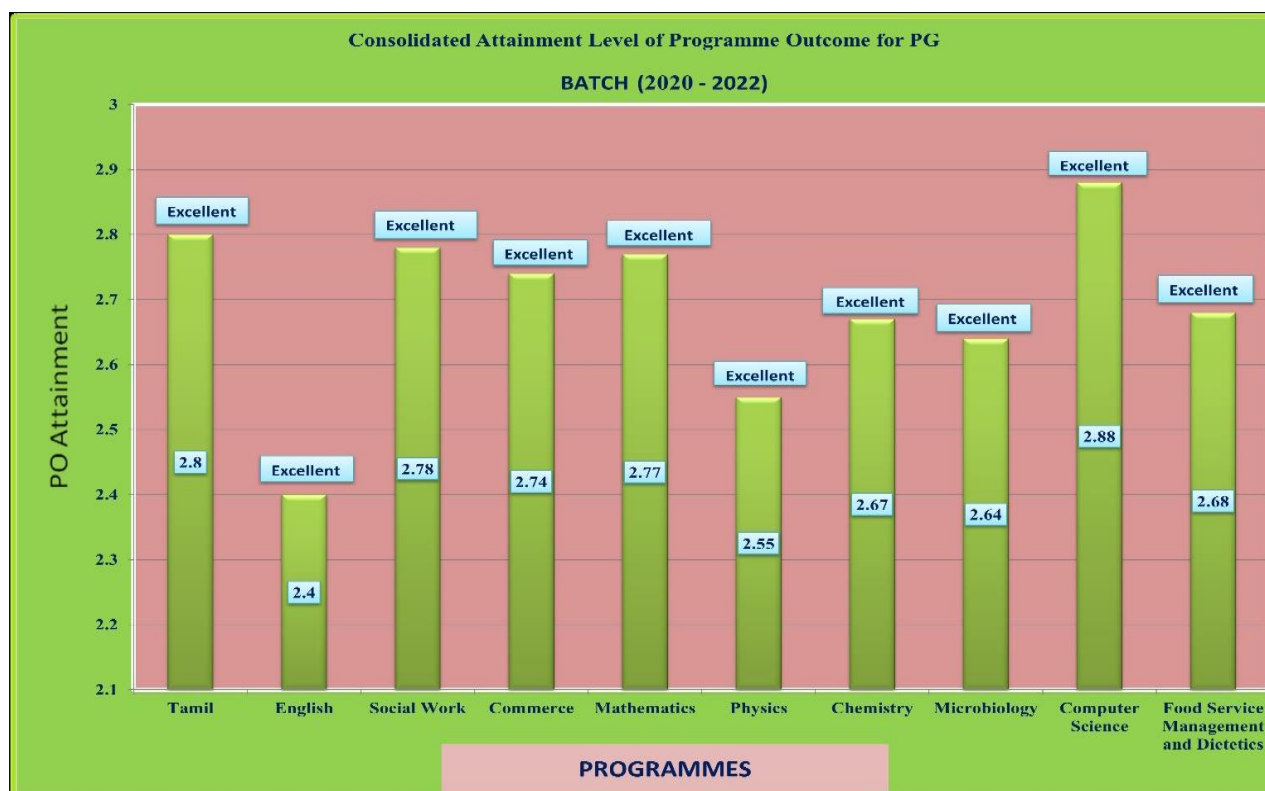




**Attainment Analysis Report for Post Graduate Programmes**

**Table - 7**  
***Consolidated Attainment Level of Programme Outcome for PG***  
**BATCH (2020 - 2022)**

S.No.	Programme	PO Attainment	Consolidated Attainment Level of Programme Outcome
1	Tamil	2.8	Excellent
2	English	2.4	Excellent
3	Social Work	2.78	Excellent
4	Commerce	2.74	Excellent
5	Mathematics	2.77	Excellent
6	Physics	2.55	Excellent
7	Chemistry	2.67	Excellent
8	Microbiology	2.64	Excellent
9	Computer Science	2.88	Excellent
10	Food Service Management and Dietetics	2.68	Excellent





2020 - 2021

Attainment Analysis Report for Post Graduate Programmes

Table - 8
Consolidated Attainment Level of Programme Outcome for PG
BATCH (2019 - 2021)

Table with 4 columns: S.No., Programme, PO Attainment, Consolidated Attainment Level of Programme Outcome. Rows list 10 programmes with their respective scores and 'Excellent' ratings.

